



FORAGE HARVESTER

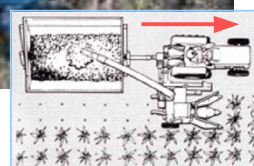
MFH3200RC/4000RC/4000RCR/5020RC

Our proposal for a new harvesting system as a tractor implement.

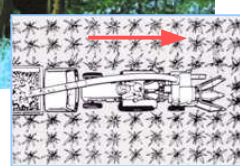
'Side mount operation' or 'Reverse operation', up to field




Side mount



Reverse



Dual styles realize the most efficient operation. "Reverse operation" is suitable for the beginning of operation and on the outer area of the field. After passage for a tractor is made, switch to "Side mount operation", and you are able to work while looking forward. The operating style is switched with tractor hydraulic lever and tractor operation easily so you do not need to get off the tractor. (Except MFH4000RCR)



MFH4000RC (Side mount)




MFH4000RCR (Reverse mount)

Highly durable gathering chain

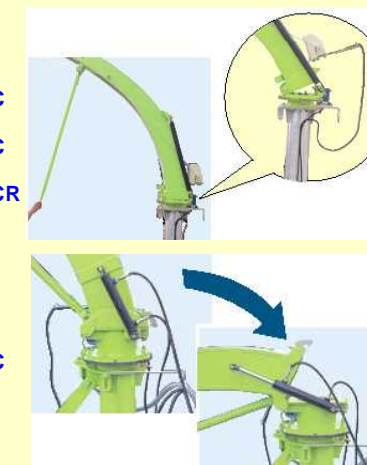


Grease sealed gathering chains improve its durability remarkably (except 5020RC).



Dischargeable spout and deflector cap

MFH3200RC
MFH4000RC
MFC4000RCR



MFH5020RC

Dischargeable spout and deflection cap can be folded by spring system (MFH3200RC/4000RC/4000RCR) and hydraulic system (MFH5020RC). When transporting, you can fold spout and cap easily and quickly.

Easy manipulation with switch box

Position of "Chute", "Head", and "rotary direction of feeding device" is easily manipulated with electric switch box from the tractor. Also the cutting height can be easily adjusted with hydraulic lever.



SPECIFICATIONS (Approximate)

MODEL	Number of row	Dimensions L x W x H (cm)	Weight (kg)	PTO (rpm)	Cutting length (mm) / Number of knife			Working speed (km/hr)	Working Capacity (Ton/hr)	Tire size	Tractor required kw (PS)
					3pcs	6pcs	9pcs				
MFH3200RC	2	250x345x380	1250	540	18 20 24	9 10 12	-	3 ~ 5	30 ~ 50	10/80-12-6PR	40.5 ~ 59
MFH4000RCR (Reverse only)		510x175x380	1200							6.00-9-10PR	(55 ~ 80)
MFH4000RC		250x355x380	1350							6.00-9-10PR	44 ~ 73.5
MFH5020RC	3	320x400x380	1700	1000	18,20 25,28	9,10 13,14	6,7,8,9 Option	3 ~ 7	70 ~ 80	10/80-12-6PR	51.5 ~ 73.5
										10/80-12-6PR (Support wheel)	66 ~ 88 (90 ~ 120)

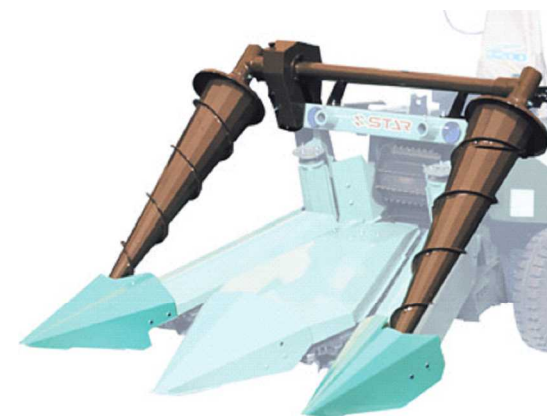
Remarks : Working capacity subject to change depending on the type and/or moisture content of material.

Demension of MFH3200RC,4000RC,5020RC is side mounted.

Length of MFH4000RCR is from top of chute to top of row crop device.

Figures, technical data, dimensions and weights are subject to change without notice.

Corn lifting attachment ALC4000 (OPTION)



To harvest crops laid on the ground by storms effectively, ALC4000 lifts them up forcibly with a uniquely designed double spiral pick-up.

IHI STAR Machinery Corporation

1061-2 Kamiosatsu, Chitose-shi, HOKKAIDO 066-8555 JAPAN

TEL +81-123-26-2210 FAX +81-123-26-2412

E-mail star@star-web.jp

Website <http://www.ihl-star.com/english/>